

KICKSTOPS®

CARGO RESTRAINT DEVICE FOR ENCLOSED TRAILERS

The KICK STOPS Cargo Restraint Device works to secure pallets inside aluminum trailers by locking into the hat channel floor to eliminate pallet movement. Not allowing pallets to walk in transit prevents shifting, toppling, and damages. The KICK STOPS device is the most cost-effective, time-saving and sustainable securement system in the industry.



THE SUSTAINABLE SOLUTION

KICK STOPS are a sustainable device that takes the place of all non recyclable dunnage to secure products in an environmentally conscious manner. KICKS STOPS are 100% recyclable, made with the Mini Mill process which uses 100% scrap and currently, every KICK STOPS device is made up of 70%-100% scrap.



REDUCE DAMAGE



- Eliminates pallet movement
- Decreases damage, shifting/toppling, & rejected loads
- Works with all wood and plastic shipping materials

SAVE TIME



- Companies that use KICK STOPS cut their load & unload times in half
- No tools needed
- No other dunnage needed

SAVE MONEY



- Eliminate expensive dunnage, storage, & disposal
- Decrease labor costs

Keeping your freight secure one KICK at a time.

KICKSTOPS




22641 Old Canal Rd., Yorba Linda, CA 92887 | www.kickstops.net | 888-423-2382

Made in the
USA
PAT. #9,868,383



METAL FLOOR DEVICE INSTALLATION INSTRUCTIONS

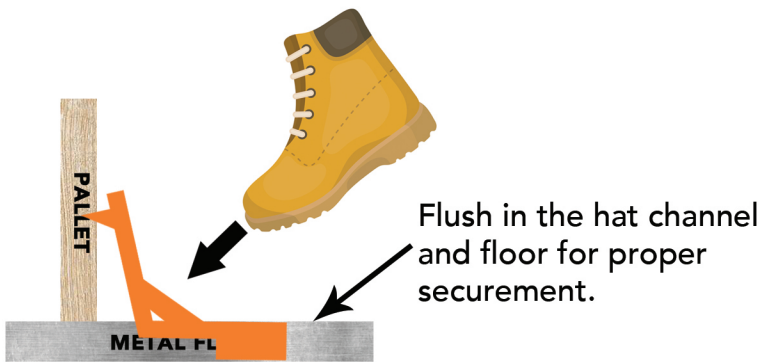
PLACEMENT



*The bottom plate of the KICK STOPS® device MUST be parallel to the floor for installation. If the bottom plate is at an angle to the floor for installation, the KICK STOPS® device will be compromised and will not work.

INSTALLATION

Once device has been placed correctly against pallet, firmly KICK (or use installation tool) into the angle of the device to pin the points into the pallet and the bottom latch locks into the hat channel. Please make sure the bottom latch sits flush in the hat channel. If it is not flush, the device will slide and will not hold the pallet.



*Pallets MUST be pushed against side walls, conjoining pallets and bulkhead.

REMOVAL

Lifting the pallet with a forklift or pallet jack will dislodge the KICK STOPS® device from the floor. If only one side is dislodged, pull out remaining points by hand.



CAUTION: This product contains sharp points. Careful handling is required. KICK STOPS are intended for use on wood and plastic surfaces.

Made In USA PAT. 9,868,383

KICK STOPS® Cargo Restraint Device is a Registered Trademark of CDCE Engineering Solutions.